

PORODO



Porodo

2-IN-1 HAIR DRYER & STRAIGHTENER BRUSH

SKU: PDLFSTAE581PK



Table of Contents

Product Overview	2
Specifications	2
Schematic View	3
Instructions for Use	4
Cleaning and Maintenance	6
Safety Precautions	7
Electromagnetic Fields Statement	7
Disposal	8
Warranty	8
Contact Us	8

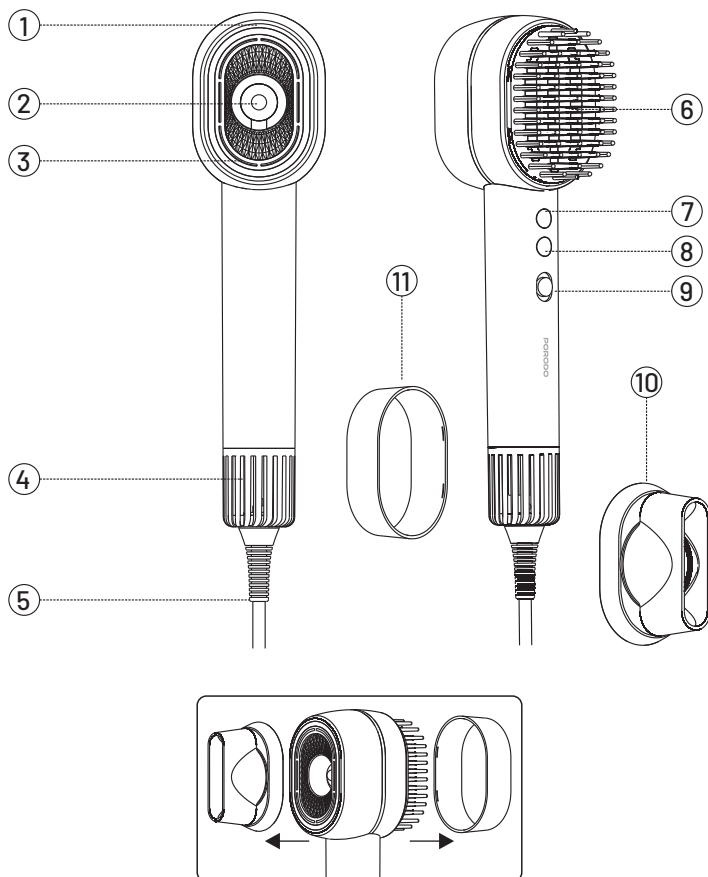
Product Overview

The Porodo 2-in-1 Hair Dryer & Straightener Brush combines versatility and advanced technology to offer a powerful styling tool for your hair care routine. Featuring quick heat-up technology, this device allows you to effortlessly dry and straighten your hair with ease. The smart temperature control ensures safe and efficient styling, while the magnetic nozzle provides added convenience for optimal airflow. With three adjustable wind speed levels, you can customize your styling experience to suit your needs. An indicator light adds a practical touch, making it easy to monitor the device's status. This all-in-one tool is designed for those seeking both performance and convenience in their hair styling.

Specifications

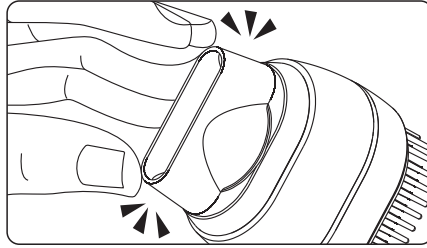
Rated Voltage	220V
Rated Power	1400W
Air Blowing	20-23m/s
Power Plug	UK Plug
Rated Frequency	50Hz
Temperature Range	150°C -170°C
Wind Speed Levels	3
Product Weight	545.5g
Product Size	70 x 87.5 x 271.5mm
Model Number	PDLFSTAE581

Schematic View

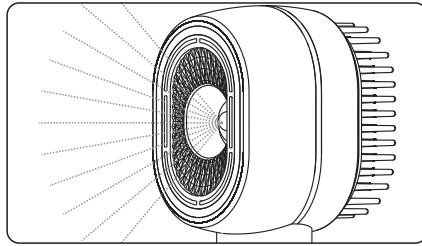


- 1.** Magnetic plate
- 2.** Indicator light
- 3.** Air outlet
- 4.** Air inlet grid
- 5.** Power cable
- 6.** Straight hair and comb teeth
- 7.** Heating button
- 8.** Hot air button
- 9.** Wind speed switch
- 10.** Magnetic suction nozzle
- 11.** Dust cover

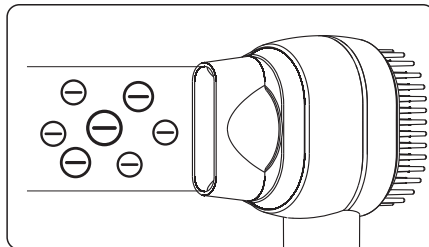
Instructions for Use



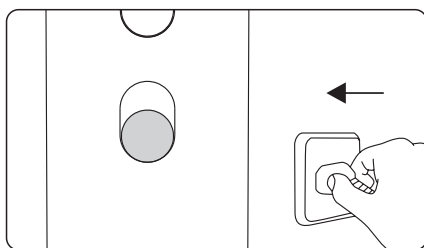
Magnetic Suction Nozzle: Attach the air nozzle to the electric air blower. The nozzle will securely adhere to the device with ease.



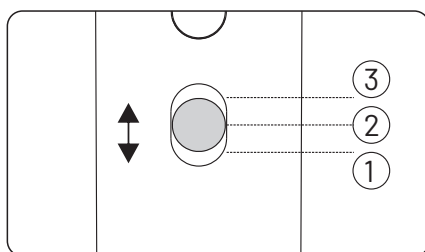
Indicator Light: Connect the power cord and push the wind speed switch upward to activate the device. The red indicator light will illuminate immediately, signaling that the device is operational.



Negative Ion Function: The hair dryer emits a controlled amount of negative ions, which do not damage the hair and provide a protective effect.

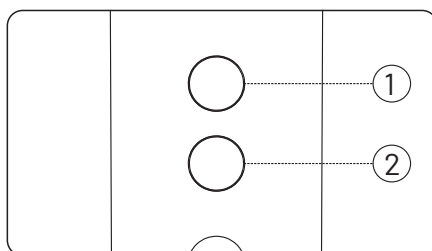


Set the wind speed switch to the "Off" position and plug the power cord into a suitable electrical outlet.



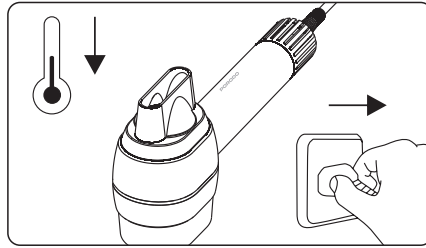
Wind Speed Control:

The wind speed switch has three settings: Shutdown, Soft Wind, and Strong Wind. Push the switch upward or downward to quickly alternate between the two wind speeds.

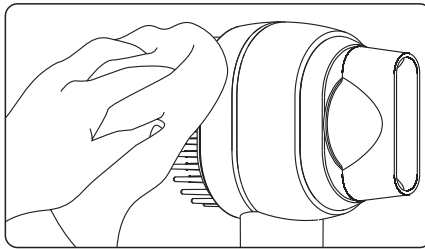


Indicator Light: Connect the power cord and push the wind speed switch upward to activate the device. The red indicator light will illuminate immediately, signaling that the device is operational.

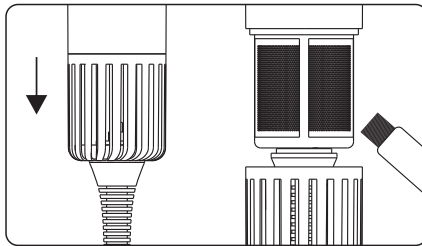
Cleaning and Maintenance



Unplug the power cord before cleaning. As the magnetic nozzle and air outlet can become very hot during use, ensure the hair dryer has completely cooled before handling.



After use, wipe the surface of the hair dryer clean and store it in a dry place.



To clean the air intake grid, hold the handle firmly and pull the grid downward. Remove any attachments or debris from the surface of the grid using a soft brush.

Safety Precautions

1. Do not operate this product in proximity to water.
2. This product is suitable for use by children aged 8 years or older, as well as individuals with limited physical, sensory, or mental capabilities. Use must be supervised or guided by a responsible adult to ensure safe operation. Children should not play with the product or perform cleaning and maintenance unsupervised.
3. Do not leave the product unattended while connected to the power supply. Always ensure the device is switched off when not in use.
4. If the power cord becomes damaged, it must be replaced exclusively by the manufacturer or a qualified service professional to prevent hazards.
5. When using this product in a bathroom, always unplug it after use. The appliance remains hazardous in proximity to water even when the switch is turned off.
6. Do not pull the power cord to disconnect the plug, and avoid wrapping the cord around the device. Cease use immediately if the power cord is damaged.

Electromagnetic Fields



Warning: Do not operate this device in proximity to bathtubs, showers, washbasins, or any other containers that hold water.



Electromagnetic Fields (EMF): This product complies with applicable standards for electromagnetic field emissions. Based on current scientific evidence, it is safe for use when operated in accordance with the instructions provided in this manual.

Disposal

This product must not be disposed of as unsorted household waste. It is important to separate such waste for proper treatment and recycling, in compliance with local waste management regulations.

Warranty

Products that you buy directly from our **Porodo** website or shop come with a 24-month warranty.

When you buy **Porodo** products from any of our approved sellers, you only get a 12-month warranty. If you want to extend this warranty, go to our website at <https://www.porodo.net/warranty> and fill out the form with your information. Don't forget to upload a picture of the product too. After we've checked and accepted your request, we'll send you an email to confirm that your product's warranty has been extended.

For more info, please check:
<https://www.porodo.net/warranty>

Contact Us

If you have any questions about this Privacy Policy, please contact us at:

info@porodo.net

Website: <https://www.porodo.net/>

Service Support: **support@porodo.net**

Instagram: **porodo**