

PORODO
LIFESTYLE



Porodo Lifestyle
CERAMIC
CURLING IRON

SKU: PDBL258PK



Table of Contents

Product Overview	2
Specifications	2
Product Sections	3
Setup Guide	3
Safety Precautions	5
Common Mistakes	5
Disposal	6
Warranty	7
Contact Us	7

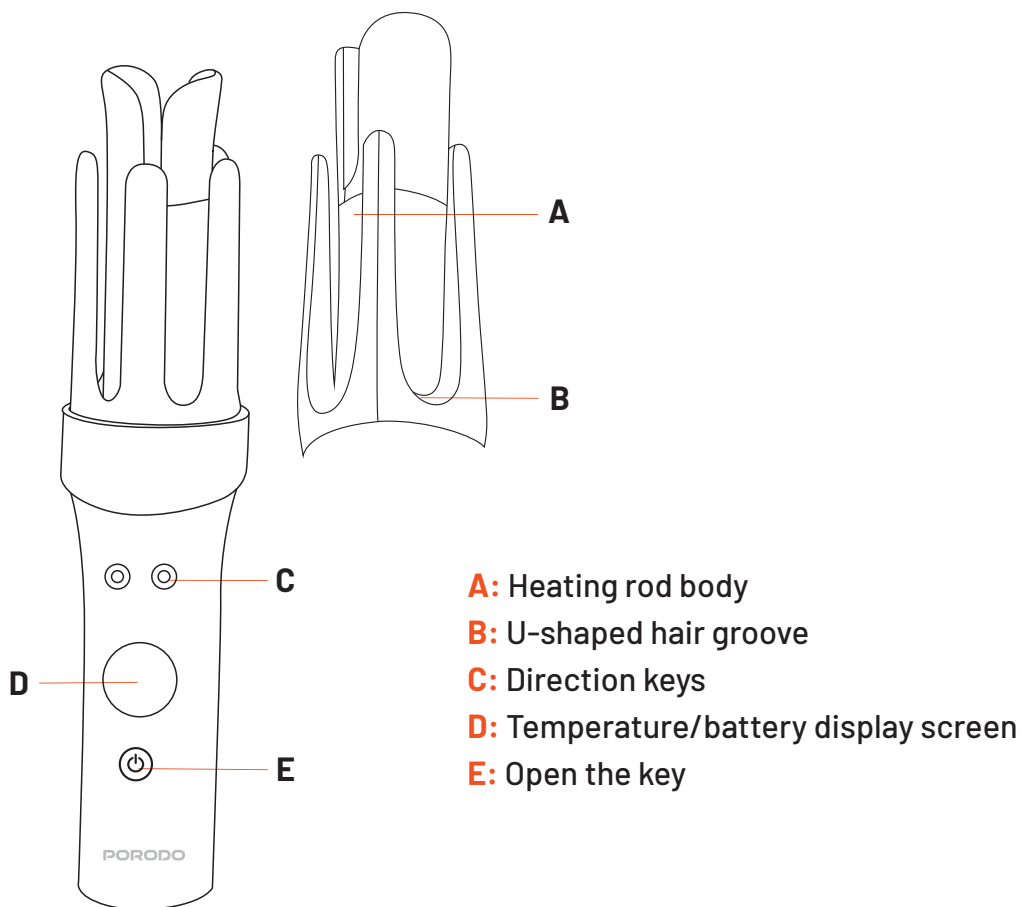
Product Overview

The Porodo Ceramic Curling Iron features smart temperature control, quick heat-up technology, and a digital temperature display for precise styling. Its ceramic coating ensures smooth, frizz-free curls, while its modern design provides ease of use. The curling iron heats up quickly, making it an efficient tool for achieving beautiful curls with minimal effort.

Specifications

Input	DC 5V/2A
Battery Capacity	2600mAh
Rated Power	55W
Recharge Time	3H
Working Time	30 Minutes
Charging Interface	Type-C
Temperature Range	160°C ~ 200°C
Product Size	6 × 6 × 27cm
Product Weight	336g
Model Number	PDBL258

Product Sections




Setup Guide

It is recommended to clean your hair before styling. After cleaning, use an electric hair dryer to dry and comb your hair to smoothen it and eliminate any tangles.

Before use, ensure that no foreign matter is on the surface of the product to avoid accidents caused by high temperatures.

Instructions.

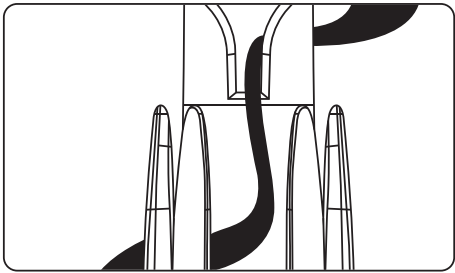


1. Press the power button for 2 seconds to start the machine. The default temperature is 150°C. You can adjust the temperature by pressing the temperature control button.

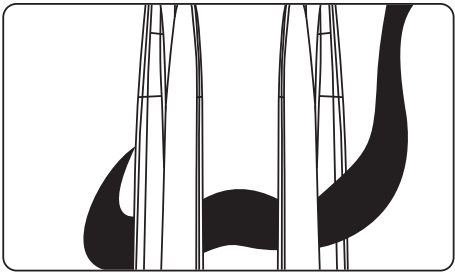
2. There are two ways to place hair:

Internal Clamp Placement: Suitable for creating defined sections.

Winding Placement: Use this for more natural, bouncy curls.



Internal Clamp Placement



Winding Placement

Safety Precautions

1. Ensure that you use 110V-240V voltage and do not leave the device unattended while the power switch is on.
2. Always unplug the power cord from the socket after use.
3. Allow the product to cool before storing. Clean it with a slightly damp cloth.
4. If the power cord is damaged, it must be replaced by a qualified professional from the manufacturer's maintenance department or an equivalent service to prevent danger.
5. In case of malfunction, immediately unplug the device to avoid injury or fire.
6. Do not cover the surface of the product while in use, and avoid allowing the power cord to touch the hot parts of the device.
7. If used on dyed hair, the product may cause staining.

Warnings:



Keep out of the reach of children and infants.



For safety, avoid using the product near water sources such as bathtubs, showers, washbasins, or other areas where water may be present.

Common Mistakes

Q: How to choose the molding temperature?

A: For fine and soft hair, a temperature of 170°C is recommended. For general hair quality, 190°C is ideal. For coarse and hard hair, 210°C is suggested, and for professional styling, 230°C is the best. If you're unsure, it's recommended to adjust the temperature gradually from low to high.

Q: What to do if the device won't start?

A: Please ensure the power cord plug is correctly connected to the power outlet and press the power button. If it still doesn't turn on, kindly contact us. We will provide excellent after-sales support.

Q: Why is there smoke during use?

A: Smoke can occur when excess oil evaporates from the surface of oily hair as it heats up, which can make the hair appear fluffier and shinier.

Q: Why is my hair getting knotted during use?

A: This may happen if the direction key is not switched in the middle of styling. Please unplug the device, adjust the direction, and reshape the hair accordingly.

Disposal

This product must not be disposed of as unsorted household waste. It is important to separate such waste for proper treatment and recycling, in compliance with local waste management regulations.



Warranty

Products that you buy directly from our **Porodo** website or shop come with a 24-month warranty.

When you buy **Porodo** products from any of our approved sellers, you only get a 12-month warranty. If you want to extend this warranty, go to our website at **porodo.net/warranty** and fill out the form with your information. Don't forget to upload a picture of the product too. After we've checked and accepted your request, we'll send you an email to confirm that your product's warranty has been extended.

For more info, please check:
porodo.net/warranty

Contact Us

If you have any questions about this Privacy Policy, please contact us at:

info@porodo.net

Website: **porodo.net**

Service Support: **support@porodo.net**

Instagram: **porodo**