

# PORODO



## Porodo

### **DUAL-HEAD Electric Callus Remover**

SKU: PDLFST1087WH

# Table of Contents

|                        |   |
|------------------------|---|
| Product Overview       | 2 |
| Specifications         | 2 |
| Product Features       | 3 |
| Safety Precautions     | 4 |
| Product Design         | 4 |
| Operation Instructions | 5 |
| Usage Steps            | 5 |
| Head Replacing Guide   | 6 |
| Disposal               | 6 |
| Warranty               | 7 |
| Contact Us             | 7 |

## Product Overview

The Porodo Dual-Head Electric Callus Remover combines convenience and efficiency for effective foot care. It is specifically designed to safely and gently remove calluses, leaving your feet feeling smooth and refreshed. The dual-head design ensures optimal coverage, allowing for quicker and more even exfoliation, while the three intensity levels offer flexibility to suit different skin types and preferences. The built-in smart stall protection feature ensures the device operates smoothly by preventing it from stalling during use, making it more reliable and comfortable to use. With its long battery life, you can rely on the remover for multiple sessions without needing frequent recharges. Additionally, the USB-C fast charging feature ensures that the device charges quickly and efficiently, allowing you to get back to using it without much downtime. This portable, easy-to-use tool is an excellent solution for keeping your feet soft and healthy with minimal effort.

## Specifications

|                    |        |
|--------------------|--------|
| Input              | DC 5V  |
| Material           | ABS    |
| Rated Power        | 10W    |
| Battery Capacity   | 750mAh |
| Working Time       | 1H     |
| Charging Interface | USB-C  |

|                  |                  |
|------------------|------------------|
| Intensity Levels | 3 Levels         |
| Water Resistance | IPX6             |
| Product Size     | 47 x 47 x 88.3mm |
| Product Weight   | 100g             |
| Model Number     | PDLFST1087       |

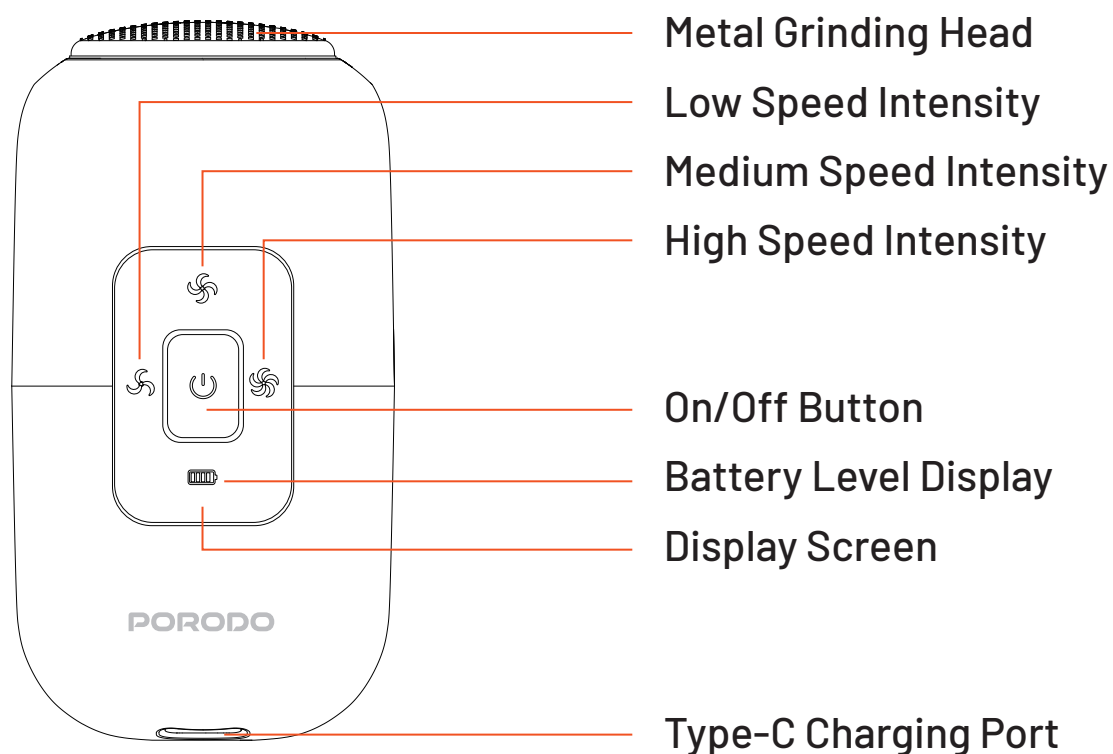
## Product Features

- 1. Dual-Head Design:** Equipped with two rotating heads for faster and more efficient callus removal.
- 2. Three Intensity Levels:** Customizable speed settings for different exfoliation needs and preferences.
- 3. Safe & Gentle Exfoliation:** Designed to provide a comfortable and effective exfoliating experience without harming the skin.
- 4. Long Battery Life:** Offers extended usage time for multiple treatments on a single charge.
- 5. Smart Stall Protection:** Automatically adjusts to prevent the device from stalling, ensuring smooth operation.
- 6. USB-C Fast Charging:** Convenient and quick charging with USB-C compatibility for modern charging convenience.
- 7. Ergonomic Handle:** Easy-to-hold design for comfortable use during long treatments.
- 8. Portable & Travel-Friendly:** Lightweight and compact for on-the-go use, making it ideal for travel.

## Safety Precautions

- 1. Use Only as Directed:** This device is intended for personal use on feet and hands. Avoid using it on sensitive or damaged skin.
- 2. Keep Away from Children:** Keep the device out of reach of children and pets to prevent any accidental injuries.
- 3. Stop Use If Irritation Occurs:** If you experience any irritation, redness, or discomfort while using the device, stop immediately and consult a physician.
- 4. Charge Safely:** Use only the provided USB-C cable for charging. Avoid overcharging to protect the battery's life.
- 5. Do Not Force the Device:** If the device becomes stuck or jams, turn it off and remove any obstructions gently.
- 6. Clean the Device Regularly:** After each use, clean the heads and body of the device with a dry cloth to prevent the buildup of dust or skin debris.
- 7. Store Properly:** Store the device in a cool, dry place to ensure its longevity and avoid damage to the motor or battery.

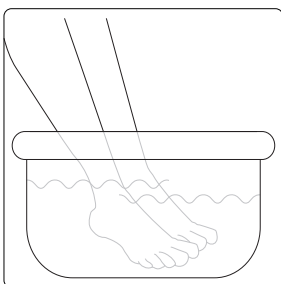
## Product Design



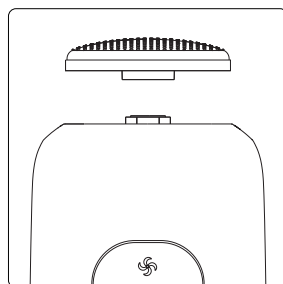
## Operation Instructions

1. Fully charge the product before using it for the first time.
2. Press and hold the power button for 1 second to turn the device on or off. Upon turning on, the battery indicator will light up white, and all three gear indicator lights will be illuminated. The active gear will be brightly lit, while inactive gears will appear dimly lit.
3. Press the on/off button once to cycle through the gears in the sequence: 1-2-3-1-2-3... The device will remember the last selected gear when turned on.
4. If the battery voltage drops below 3.1V, the battery icon will flash red 5 times after turning on, signaling that the device will shut down and the motor will not start.
5. Input: 5V/0.5A. During charging, the indicator light will flash red. When fully charged, the red light will turn off, and the white light will turn on. Charging does not affect operation.
6. While the motor is running, if the battery voltage drops below 3.0V, the motor will stop, and the battery icon will flash red five times before the device shuts down.
7. All three speed settings have stall protection. If the motor stalls for 3 seconds, it will shut down immediately. If the battery voltage drops below 3.0V after a stall, the motor stops working, and the battery icon flashes red five times before shutting down.

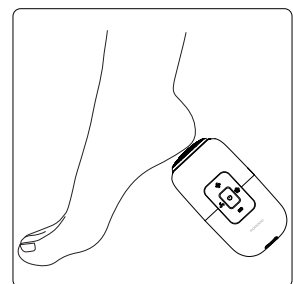
## Usage Steps



Soak your feet in warm water.

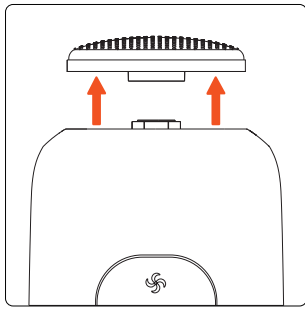


Select or replace the grinding head.

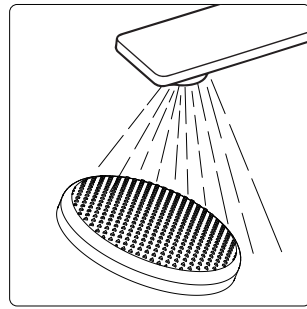


Grind calluses.

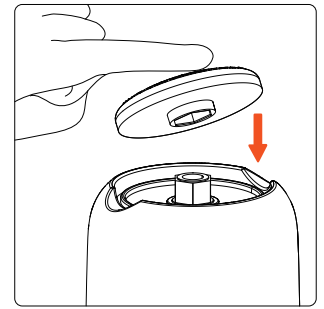
## Head Replacing Guide



Remove grinding head.



Rinse grinding head.



Install grinding head.

## Disposal

This product must not be disposed of as unsorted household waste. It is important to separate such waste for proper treatment and recycling, in compliance with local waste management regulations.



## **Warranty**

Products that you buy directly from our **Porodo** website or shop come with a 24-month warranty.

When you buy **Porodo** products from any of our approved sellers, you only get a 12-month warranty. If you want to extend this warranty, go to our website at **porodo.net/warranty** and fill out the form with your information. Don't forget to upload a picture of the product too. After we've checked and accepted your request, we'll send you an email to confirm that your product's warranty has been extended.

For more info, please check:  
**porodo.net/warranty**

## **Contact Us**

If you have any questions about this Privacy Policy, please contact us at:  
**info@porodo.net**

Website: **porodo.net**

Service Support: **support@porodo.net**

Instagram: **porodo**