

**PORODO**  
LIFESTYLE



**Porodo Lifestyle**  
**Cyclon**  
**Rotatable Turbo Blower Fan**

SKU: PDLFSTNH28BK



# Table of Contents

Product Overview	2
Specifications	2
Package Contents	3
Schematic View	4
Button Function Guide	4
Charging Instructions	5
Safety Instructions	5
Precautions	5
Disposal	6
Warranty	7
Contact Us	7

## Product Overview

The Porodo Cyclon Rotatable Turbo Blower Fan provides powerful airflow with adjustable speed from 0 to 100. It operates at 13,000 RPM and offers up to 4 hours of use. The 90° rotating head allows for easy airflow direction, and the built-in LED light ensures visibility in low-light areas. Additionally, the fan includes a brush nozzle attachment and is powered by USB-C charging, making it a practical and portable tool for various needs.

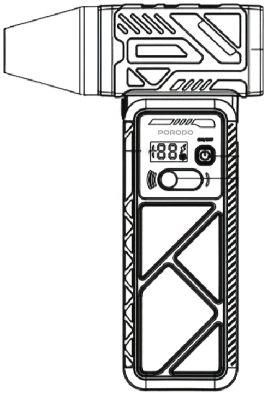
## Specifications

Battery Capacity	4000mAh × 2
USB-C Input	5V/2A
Rated Power	180W
Motor Speed	13000rpm
Blowing Pressure	250g
Working Time	13-240min
Charging Time	3.5h
Charging Interface	USB-C
Product Weight	293g


Product Size	40 x 75 x 165mm
Model Number	PDLFSTNH28

## Package Contents


- a. Blower Fan ×1
- b. Nozzle ×1
- c. Type-C Charging Cable ×1
- d. Brush Nozzle ×1




**a**



**b**



**c**



**d**

## Schematic View



- 1. Air outlet
- 2. Air inlet
- 3. Power button
- 4. Fan speed control switch
- 5. Fan speed and battery display
- 6. LED light
- 7. Type-C charging port

## Button Function Guide

### Power Button:

- a. Short Press: Turns the LED light on or off.
- b. Long Press (3 seconds): Turns the machine on or off.

### **Control Switch:**

Use the fan speed control switch to increase or decrease the fan speed. The speed settings range is from 0 to 100, allowing you to select the desired airflow level.

## **Charging Instructions**

1. Fully charge the battery before using the product to ensure optimal performance.
2. Use a Type-C universal USB charging cable for charging.
3. Do not use high-power charging heads or super chargers. It is recommended to use a 5V2A/5V3A charger.
4. The product does not support charging while it is turned on.
5. Clean the charging socket regularly to avoid poor contact, power loss, or failure to charge.

## **Safety Instructions**

1. This product blows cold air. When in use, keep the air inlet away from hair, dust, and similar particles to prevent them from being sucked into the inlet, which could damage the motor.
2. Avoid directing the air outlet towards the eyes, ears, mouth, or any other part of the body during use.
3. Keep the product out of reach of children and pets.

## **Precautions**

1. Do not expose the product to direct sunlight or place it in a hot car.
2. Avoid blocking the air outlet or inlet while the product is in use.
3. Do not insert any foreign objects into the air outlet or inlet.

4. Keep the product away from heat sources.
5. If the product makes unusual noises, emits odors, becomes too hot, or the fan blades rotate abnormally, stop using it immediately.
6. Do not attempt to disassemble or modify the product in any way, as this may damage the device.

## Disposal

This product must not be disposed of as unsorted household waste. It is important to separate such waste for proper treatment and recycling, in compliance with local waste management regulations.



## **Warranty**

Products that you buy directly from our **Porodo** website or shop come with a 24-month warranty.

When you buy **Porodo** products from any of our approved sellers, you only get a 12-month warranty. If you want to extend this warranty, go to our website at **<https://www.porodo.net/warranty>** and fill out the form with your information. Don't forget to upload a picture of the product too. After we've checked and accepted your request, we'll send you an email to confirm that your product's warranty has been extended.

For more info, please check:  
**<https://www.porodo.net/warranty>**

## **Contact Us**

If you have any questions about this Privacy Policy, please contact us at:  
**[info@porodo.net](mailto:info@porodo.net)**

Website: **<https://www.porodo.net/>**

Service Support: **[support@porodo.net](mailto:support@porodo.net)**

Instagram: **porodo**